

2008 WESTERN HORSE DIVISION

Contents

Judged Events

Class Descriptions

Western Versatility Pattern

Reining Pattern No. 1

Reining Pattern No. 2

Western Horsemanship Scoring

Division Classifications:

Horses are to be divided into two divisions: Western Judged Events and Contest/Speed Events. The Western Judged Division includes showmanship, western pleasure, horsemanship, a versatility class, hunter under saddle, and reining. **Walk/Trot entries are not eligible for High Point Awards.** Contest/Speed Division includes showmanship, barrels, poles, flag race, and stake race. Cross entering in both divisions is **not allowed!** See General Rule #31 for further high point award details.

All 4-Hers riding or driving horses at 4-H events or activities are required to wear an ASTM-SEI Equestrian Helmet at all times.

WESTERN HORSE DIVISION CLASSES

Judged Events

SHOWMANSHIP I - Exhibitors must be between the ages of 9-11 years old as of **January 1 of the current year (see General Rules Page 5)**. Class judged on appointments, fitting and grooming and method of showing (See Standards for Showmanship).

SHOWMANSHIP II - Exhibitors must be between the ages of 12-14 years old as of **January 1 of the current year (see General Rules Page 5)**. Class judged on appointments, fitting and grooming and method of showing (See Standards for Showmanship).

SHOWMANSHIP III - Exhibitors must be between the ages of 15-18 years old as of **January 1 of the current year (see General Rules Page 5)**. Class judged on appointments, fitting and grooming and method of showing (See Standards for Showmanship).

WESTERN HORSE YEARLING, OPEN INVITATIONAL - Registered and grade fillies and geldings foaled anytime during the previous year. Class judged on the yearling's conformation, condition, soundness and way of going.

TWO & THREE YEAR OLD SNAFFLE BIT WESTERN PLEASURE, OPEN INVITATIONAL- Registered and grade fillies and geldings that are two or three years old. Horses/ponies should be clean, well groomed and properly clipped. Riders must wear appropriate western attire including boots, long trousers, and a shirt with a collar. The use of spurs and chaps is optional. Equipment will consist of a western saddle, bridle and blanket or pad. The bridle must have either a bosal or snaffle. Snaffle bits are to be the conventional O-ring, egg-butt or D-ring with a ring no larger than 4 inches. The bars must be a minimum of 5/16 inches in diameter, measured 1 inch in from the cheek with a gradual decrease to center of the snaffle. Optional curb strap attached below the reins on a snaffle bit is acceptable. A braided rawhide or leather bosal may be used in place of a snaffle bit, no larger than 3/4 inch in diameter at the check; must be a minimum of two (2) finger space (approximately 1 - 2 inches) between the bosal and nose. No metal under the jaw or on the nose band in connection with the bosal. Mechanical hackamores, tiedowns, draw reins, martingales, nosebands and other training devices are prohibited. Carrying a rope, hobbles, slicker or similar equipment is optional. Horses/ponies will be judged on their ability to give a pleasurable ride on a reasonably loose rein both ways of the ring at the walk, jog and lope without undue restraint. Horses/ponies should back easily and stand quietly. Horses/ponies must be reversed to the inside only and may be reversed only at the walk and jog. Horses/ponies may be asked to go from one gait to any other gait and will be penalized for wrong leads, excessive speed and/or breaking gait. Judges may ask for additional work and for extension of the jog.

HUNTER UNDER SADDLE WALK/TROT -Exhibitors must be between the ages of 9 -18 as of January 1 of the current year. 4-Hers may show in this class one time only, with special consideration for special needs children. Class judged on appointments, basic position and class routine. If a 4-H member shows in this class, he or she can not show in any class which asks for a canter. Horses will be asked to work both ways of the arena at a walk and a trot. Entries will be required to back.

HUNTER UNDER SADDLE I - Exhibitors must be between the ages of 9 - 11 years old as of January 1 of the current year(see General Rules Page 5). Horses/ponies should be clean, well groomed and properly clipped. Riders must wear appropriate hunt seat attire consisting of a hunt coat, breeches, high English boots or paddock (jodphur) boots, tie or choker and approved hard hat. Gloves, spurs, of the unrowelled type and crops or bats are optional. Hair must be neat and contained (as in hair net or braid) . Horses/ponies are to be ridden in traditional hunting or forward seat English saddles. Saddle pads should be white or of natural color to fit size and shape of saddle. An English snaffle (no shank), kimberwick, pelham and/or full bridle (with two reins), all with cavesson nosebands and plain leather brow bands must be used. Horses/ponies should move with long, low strides reaching forward with ease and smoothness, be able to lengthen stride and cover ground with relaxed, free flowing movement. The poll should be level with, or slightly above, the withers to allow proper impulsion behind. The horse/pony's head position should be slightly in front of, or on, the vertical. Horses/ponies will be shown at a walk, trot and canter both directions of the arena. Horses/ponies should back easily and stand quietly. Horses/ponies must be reversed to the inside and may only be reversed at the walk or trot. Horses/ponies may go from one gait to any other gait and will be penalized for wrong leads, breaking of gaits and excessive speed without lengthening of stride. Judges may also ask riders to extended the trot or hand gallop.

HUNTER UNDER SADDLE II - Exhibitors must be between the ages of 12 - 14 years old as of January 1 of the current year(see General Rules Page 5). Horses/ponies should be clean, well groomed and properly clipped. Riders must wear appropriate hunt seat attire consisting of a hunt coat, breeches, high English boots or paddock (jodphur) boots, tie or choker and approved hard hat. Gloves, spurs, of the unrowelled type and crops or bats are optional. Hair must be neat and contained (as in hair net or braid) . Horses/ponies are to be ridden in traditional hunting or forward seat English saddles. Saddle pads should be white or of natural color to fit size and shape of saddle. An English snaffle (no shank), kimberwick, pelham and/or full bridle (with two reins), all with cavesson nosebands and plain leather brow bands must be used. Horses/ponies should move with long, low strides reaching forward with ease and smoothness, be able to lengthen stride and cover ground with relaxed, free flowing movement. The poll should be level with, or slightly above, the withers to allow proper impulsion behind. The horse/pony's head position should be slightly in front of, or on, the vertical. Horses/ponies will be shown at a walk, trot and canter both directions of the arena. Horses/ponies should back easily and stand quietly. Horses/ponies must be reversed to

the inside and may only be reversed at the walk or trot. Horses/ponies may go from one gait to any other gait and will be penalized for wrong leads, breaking of gaits and excessive speed without lengthening of stride. Judges may also ask riders to extended the trot or hand gallop.

HUNTER UNDER SADDLE III - Exhibitors must be between the ages of 15 - 18 years old as of January 1 of the current year(see General Rules Page 5). Horses/ponies should be clean, well groomed and properly clipped. Riders must wear appropriate hunt seat attire consisting of a hunt coat, breeches, high English boots or paddock (jodphur) boots, tie or choker and approved hard hat. Gloves, spurs, of the unrowelled type and crops or bats are optional. Hair must be neat and contained (as in hair net or braid) . Horses/ponies are to be ridden in traditional hunting or forward seat English saddles. Saddle pads should be white or of natural color to fit size and shape of saddle. An English snaffle (no shank), kimberwick, pelham and/or full bridle (with two reins), all with cavesson nosebands and plain leather brow bands must be used. Horses/ponies should move with long, low strides reaching forward with ease and smoothness, be able to lengthen stride and cover ground with relaxed, free flowing movement. The poll should be level with, or slightly above, the withers to allow proper impulsion behind. The horse/pony's head position should be slightly in front of, or on, the vertical. Horses/ponies will be shown at a walk, trot and canter both directions of the arena. Horses/ponies should back easily and stand quietly. Horses/ponies must be reversed to the inside and may only be reversed at the walk or trot. Horses/ponies may go from one gait to any other gait and will be penalized for wrong leads, breaking of gaits and excessive speed without lengthening of stride. Judges may also ask riders to extended the trot or hand gallop.

WESTERN VERSATILITY-JR. RIDER - Exhibitors must be between the ages of 9-13 years old as of January 1 of the current year (see General Rules Page 5).

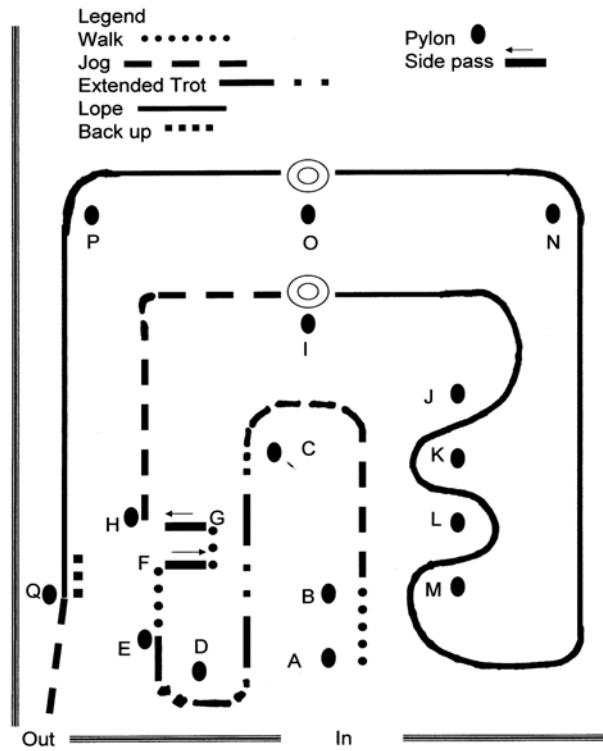
Registered and grade mares and geldings of any size. Horses and ponies should be clean, well groomed and properly clipped. Riders must wear appropriate western attire including boots, long trousers, and a shirt with a collar. The use of spurs and chaps is optional. Equipment will consist of a western saddle, bridle, and blanket or pad. The bridle must have either split reins or a romel equipped with a bosal, snaffle or curb bit. Curb chains and straps must be flat and at least ½ inch in width. Mechanical hackamores, tiedowns, draw reins, martingales, and/or nosebands are prohibited. One finger is permitted between split reins with the reins held in one hand. Riders may not use two hands on the reins and must not switch hands on the reins, except for junior horses ridden in a snaffle bit or bosal. Riders must keep their free hand clear of the saddle and mount. If a romel is used, no finger is permitted between the reins and the romel must be held in the off hand with at least 16 inches of slack. Class judged on the horse's and pony's performance at the walk, jog, and lope regarding changing of leads, response to the rider, manners and disposition. Horses and ponies will execute the pattern individually in a well mannered, free, easy-moving fashion displaying intelligence and giving a comfortable and pleasant ride. Exhibitors must follow the pattern as shown and horses and ponies should pick up the correct leads at the

appropriate points without breaking gait or altering stride. Exhibitors riding off pattern will be disqualified.

WESTERN VERSATILITY-SR. RIDER - Exhibitors must be between the ages of 14-18 years old as of January 1 of the current year (see General Rules Page 5).

Registered and grade mares and geldings of any size. Horses and ponies should be clean, well groomed and properly clipped. Riders must wear appropriate western attire including boots, long trousers, and a shirt with a collar. The use of spurs and chaps is optional. Equipment will consist of a western saddle, bridle, and blanket or pad. The bridle must have either split reins or a romel equipped with a bosal, snaffle or curb bit. Curb chains and straps must be flat and at least ½ inch in width. Mechanical hackamores, tiedowns, draw reins, martingales, and/or nosebands are prohibited. One finger is permitted between split reins with the reins held in one hand. Riders may not use two hands on the reins and must not switch hands on the reins, except for junior horses ridden in a snaffle bit or bosal. Riders must keep their free hand clear of the saddle and mount. If a romel is used, no finger is permitted between the reins and the romel must be held in the off hand with at least 16 inches of slack. Class judged on the horse's and pony's performance at the walk, jog, and lope regarding changing of leads, response to the rider, manners and disposition. Horses and ponies will execute the pattern individually in a well mannered, free, easy-moving fashion displaying intelligence and giving a comfortable and pleasant ride. Exhibitors must follow the pattern as shown and horses and ponies should pick up the correct leads at the appropriate points without breaking gait or altering stride. Exhibitors riding off pattern will be disqualified.

Western Versatility Pattern



1. Be stopped and waiting at A Flat-footed walk to B without intimidation. (10 points)
2. At B, begin a jog and continue to C. (10 points)
3. At C extended trot around cone D to E. (10 points)
4. At cone E, walk to maneuver F and side pass ground pole in direction indicated. (10 points)
5. Walk to maneuver G, side pass ground pole in the direction indicated. (10 points)
6. At H, jog and continue to cone I. (10 points)
7. At I, collected stop. Perform a 360 degree turn left on forehand, then a 360 degree turn right on forehand. Immediately lope on right lead. (10 points)
8. Continue at the lope, completing a flying lead change between J and K. (10 points)
9. Flying lead change between K and L. (10 points)
10. Flying lead change between L and M. (10 points)
11. From M to N, lope with speed. At N, return to a normal lope and continue to O. (19 points)
12. At O collected stop. Perform a 360 degree turn on haunches to the right, then a 360 degree turn on haunches to the left. Immediately lope off on left lead to P. (10 points)
13. At P lope at speed to Q. (10 points)

14. At Q, collected stop (10 points) and back one horse length and pause. (10 points)
15. Leave the arena at a jog. (+/-)

Notes:

1. All participants with a lack of substantial progression through a particular maneuver within 30 seconds of starting the maneuver will be asked to move on. This will result in no points awarded for the maneuver, but will not be a disqualification.
2. Participants that perform a correct simple change of leads instead of a flying change of leads, will receive ½ of the available points. Failure to perform flying change of leads will not be cause for disqualification.
3. Horse & Rider are to leave the arena at the completion of their pattern at a jog. Riders will be scored a + or - for completing this part of the pattern.
4. Performance of the horse is being judged.
5. Scores are based on a total of 150 points.

Pattern Descriptions

Minimum Suggested Distances

A - B	12 ft.
E - F	6 ft.
F - G	6 ft.
J - K	21 ft.
K - L	21 ft.
L - M	21 ft.

WESTERN PLEASURE WALK/JOG -Exhibitors must be between the ages of 9 -18 as of January 1 of the current year. 4-Hers may show in this class one time only, with special consideration for special needs children. Class judged on appointments, basic position and class routine. If a 4-H member shows in this class, he or she can not show in any class which asks for a lope. Horses will be asked to work both ways of the arena at a walk and a jog. Entries will be required to back.

WESTERN PLEASURE HORSE I -Exhibitors must be between the ages of 9-11 years old as of January 1 of the current year (see General Rules Page 5).

Horses/ponies should be clean, well groomed and properly clipped. Riders must wear appropriate western attire including boots, long trousers, and a shirt with a collar. The use of spurs and chaps is optional. Equipment will consist of a western saddle, bridle and blanket or pad. The bridle must have either split reins or a romel with a bosal, snaffle or curb bit. Curb chains and straps must be flat and at least ½ inch in width. Mechanical hackamores, tiedowns, drawreins, martingales, nosebands and other training devices are prohibited. Carrying a rope, hobbles, slicker and similar equipment is optional. One finger is permitted between split reins with the reins held in one hand. Riders may not switch hands on the reins or use two hands on the reins, except for junior horses ridden in a snaffle bit or bosal. The free hand must remain clear of the saddle and horse. If a romel is used, no finger is permitted between the reins and the romel must be held in the off hand with at least 16 inches of slack. Horses/ponies will be judged on their ability to give a pleasurable ride on a reasonably loose rein at the walk, jog and lope both ways of the ring without undue restraint. Horses/ponies should back easily and stand quietly. Horses/ponies must be reversed to the inside and may only be reversed at the walk and jog. Horses/ponies may be asked to go from one gait to any other gait and will be penalized for wrong leads, excessive speed and/or breaking gait. Judges may ask for extension of the jog and for additional work.

WESTERN PLEASURE HORSE II - Exhibitors must be between the ages of 12-14 years old as of January 1 of the current year (see General Rules Page 5). Horses should be clean, well groomed and properly clipped. Riders must wear appropriate western attire including boots, long trousers, and a shirt with a collar. The use of spurs and chaps is optional. Equipment will consist of a western saddle, bridle and blanket or pad. The bridle must have either split reins or a romel with a bosal, snaffle or curb bit. Curb chains and straps must be flat and at least ½ inch in width. Mechanical hackamores, tiedowns, drawreins, martingales, nosebands and other training devices are prohibited. Carrying a rope, hobbles, slicker or similar equipment is optional. One finger is permitted between split reins with the reins held in one hand. Riders may not switch hands on the reins or use two hands on the reins, except for junior horses ridden in snaffle or bosal. The free hand must remain clear of the saddle and horse. If a romel is used, no finger is permitted between the reins and the romel must be held in the off hand with at least 16 inches of slack. Horses/ponies will be judged on their ability to give a pleasurable ride on a reasonably loose rein both ways of the ring at the walk, jog and lope without undue restraint. Horses/ponies should back easily and stand quietly. Horses/ponies must be reversed to the inside only and

may be reversed only at the walk and jog. Horses/ponies may be asked to go from one gait to any other gait and will be penalized for wrong leads, excessive speed and/or breaking gait. Judges may ask for additional work and for extension of the jog.

WESTERN PLEASURE HORSE III -Exhibitors must be between the ages of 15-18 years old as of January 1 of the current year (see General Rules Page 5). Horses should be clean, well groomed and properly clipped. Riders must wear appropriate western attire including boots, long trousers, and a shirt with a collar. The use of spurs and chaps is optional. Equipment will consist of a western saddle, bridle and blanket or pad. The bridle must have either split reins or a romel with a bosal, snaffle or curb bit. Curb chains and straps must be flat and at least ½ inch in width. Mechanical hackamores, tiedowns, drawreins, martingales, nosebands and other training devices are prohibited. Carrying a rope, hobbles, slicker and similar equipment is optional. One finger is permitted between split reins with the reins held in one hand. Riders may not switch hands on the reins or use two hands on the reins, except for junior horses ridden in a snaffle bit or bosal. The free hand must remain clear of the saddle and horse. If a romel is used, no finger is permitted between the reins and the romel must be held in the off hand with at least 16 inches of slack. Horses/ponies will be judged on their ability to give a pleasurable ride on a reasonably loose rein at the walk, jog and lope both ways of the ring without undue restraint. Horses/ponies should back easily and stand quietly. Horses/ponies must be reversed to the inside and may only be reversed at the walk and jog. Horses/ponies may be asked to go from one gait to any other gait and will be penalized for wrong leads, excessive speed and/or breaking gait. Judges may ask for extension of the jog and for additional work.

WESTERN HORSEMANSHIP WALK/JOG -Exhibitors must be between the ages of 9 -18 as of January 1 of the current year. 4-Hers may show in this class one time only, with special consideration for special needs children. Class judged on appointments, basic position and class routine. If a 4-H member shows in this class, he or she can not show in any class which asks for a lope. Horses will be asked to work both ways of the arena at a walk and a jog. Entries will be required to back. Pattern work will be based on the discretion of each individual judge, and is not necessary.

WESTERN HORSEMANSHIP I - Exhibitors must be between the ages of 9-11 years old as of January 1 of the current year (see General Rules Page 5). Class judged on appointments, basic position, mounting and dismounting (optional) and class routine. Junior horses shown in a snaffle bit or bosal may be ridden with two hands. **Pattern is required.**

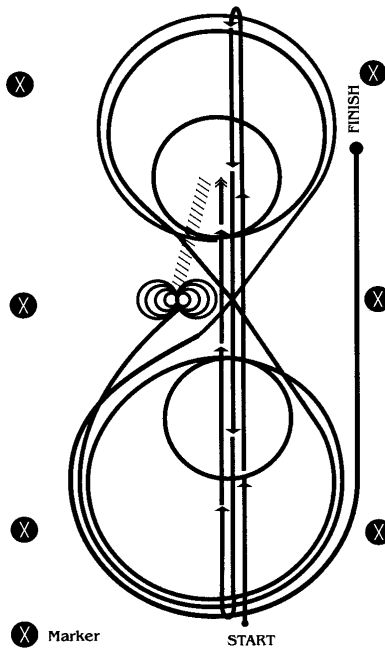
WESTERN HORSEMANSHIP II - Exhibitors must be between the ages of 11-14 years old as of January 1 of the current year (see General Rules Page 5). Class judged on appointments, basic position and class routine. Riders will not be asked to mount or dismount. Junior horses shown in a snaffle bit or bosal may be ridden with two hands. **Pattern is required.**

WESTERN HORSEMANSHIP III - Exhibitors must be between the ages of 15-18 years old as of January 1 of the current year (see General Rules Page 5). Class judged on appointments, basic position, mounting and dismounting (optional) and class routine. Junior horses shown in a snaffle bit or bosal may be ridden with two hands. **Pattern is required.**

REINING-JR. RIDER - Exhibitors must be between the ages of 9-13 years old as of January 1 of the current year (see General Rules Page 5). - Registered and grade mares and geldings of any size. Horses should be clean, well groomed and properly clipped. Riders must wear appropriate western attire including boots, long trousers, and a shirt with a collar. The use of spurs and chaps is optional. Equipment will consist of a western saddle, bridle and blanket or pad. Bridles may have split reins or a romel equipped with a curb bit for horses and ponies six (6) years and older. Horses and ponies five (5) years and younger may be ridden with a bosal, snaffle bit or curb bit. Curb chains and straps must be flat and at least ½ inch in width. A curb chain is not allowed when using a snaffle bit. The use of splint and/or sliding boots is optional. However, mechanical hackamores, tiedowns, drawreins, martingales and/or nosebands are prohibited. One finger is permitted between split reins with the reins held in one hand. Riders may not switch hands on the reins or use two hands on the reins, except for junior horses ridden in a snaffle bit or bosal and must keep the free hands clear of the saddle and mount. If a romel is used, no finger is permitted between the reins and the romel must be held in the off hand with at least 16 inches of slack. Class judged on the horse's and pony's neatness, dispatch, ease, calmness and speed with which it performs the designated pattern. Horses and ponies should rein and handle easily, effortlessly and fluently with a reasonable amount of speed throughout the pattern. Horses and ponies will be penalized for 1) opening mouths excessively with excessive jawing, 2) raising the head on the stop, 3) breaking gait, 4) lacking a smooth straight stop on their haunches such as bouncing or stopping sideways, 5) refusing to change leads, 6) backing sideways and/or 7) knocking over markers. Riders will be penalized for 1) changing hands on the reins, 2) using two hands on the reins, except for riders using a bosal/snaffle bit 3) loosing their stirrup, 4) holding on the saddle 5) using spurs or the romel forward of the cinch, 6) unnecessary talking, petting, spurring and/or quirting and/or 7) failing to execute the figure 8 inside the markers and the rollbacks outside the markers. Riders running off pattern will be disqualified. Class must be scored from 60 to 80 with 70 denoting an average performance. Judges may ask for additional work and may check each rider's equipment following each run. One of the two following patterns will be chosen: Reining pattern 1 (AQHA 1) or Reining pattern 2 (AQHA 11).

REINING-SR. RIDER - Exhibitors must be between the ages of 14-18 years old as of January 1 of the current year (see General Rules Page 5). - Registered and grade mares and geldings of any size. Horses should be clean, well groomed and properly clipped. Riders must wear appropriate western attire including boots, long trousers, and a shirt with a collar. The use of spurs and chaps is optional. Equipment will consist of a western saddle, bridle and blanket or pad. Bridles may have split reins or a romel equipped with a curb bit for horses and ponies six (6) years and older. Horses and ponies five (5)

years and younger may be ridden with a bosal, snaffle bit or curb bit. Curb chains and straps must be flat and at least ½ inch in width. Curb chains are not allowed when using a snaffle bit. The use of splint and/or sliding boots is optional. However, mechanical hackamores, tiedowns, draw reins, martingales and/or nosebands are prohibited. One finger is permitted between split reins with the reins held in one hand. Riders may not switch hands on the reins or use two hands on the reins, except for junior horses ridden in a snaffle bit or bosal and must keep the free hands clear of the saddle and mount. If a romel is used, no finger is permitted between the reins and the romel must be held in the off hand with at least 16 inches of slack. Class judged on the horse's and pony's neatness, dispatch, ease, calmness and speed with which it performs the designated pattern. Horses and ponies should rein and handle easily, effortlessly and fluently with a reasonable amount of speed throughout the pattern. Horses and ponies will be penalized for 1) opening mouths excessively with excessive jawing, 2) raising the head on the stop, 3) breaking gait, 4) lacking a smooth straight stop on their haunches such as bouncing or stopping sideways, 5) refusing to change leads, 6) backing sideways and/or 7) knocking over markers. Riders will be penalized for 1) changing hands on the reins, 2) using two hands on the reins, except for riders using a bosal/snaffle bit 3) loosing their stirrup, 4) holding on the saddle 5) using spurs or the romel forward of the cinch, 6) unnecessary talking, petting, spurring and/or quirting and/or 7) failing to execute the figure 8 inside the markers and the rollbacks outside the markers. Riders running off pattern will be disqualified. Class must be scored from 60 to 80 with 70 denoting an average performance. Judges may ask for additional work and may check each rider's equipment following each run. One of the two following patterns will be chosen: Reining pattern 1 (AQHA 1) or Reining pattern 2 (AQHA 11).

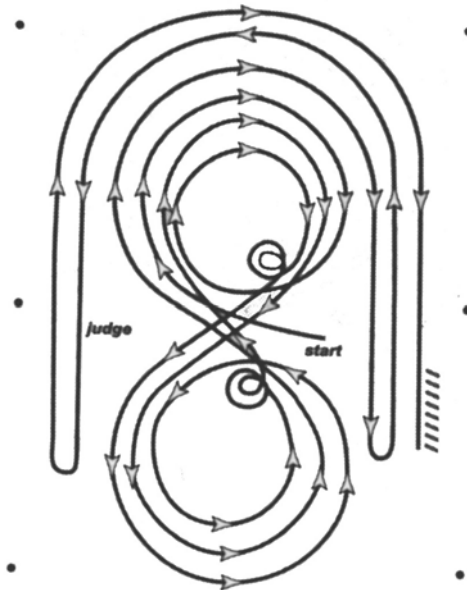


REINING PATTERN NUMBER 1 (AQHA PATTERN NUMBER 1)

1. Run at speed to the far end of the arena past the end marker and do a left rollback - no hesitation.
2. Run to the opposite end of the arena past the end marker and do a right rollback - no hesitation.
3. Run past the center marker and do a sliding stop. Back up to center of the arena or at least ten feet. Hesitate.
4. Complete four spins to the right.
5. Complete four and one-quarter spins to the left so that the horse is facing left wall or fence. Hesitate.
6. Beginning on the left lead, complete three circles to the left: the first circle large and fast; the second circle small and slow; the third circle large and fast. Change leads at the center of the arena.
7. Complete three circles to the right: the first circle large and fast; the second circle small and slow; the third circle large and fast. Change leads at the center of the arena.
8. Begin a large fast circle to the left but do not close this circle. Run straight up the right side of the arena past the center marker and do a sliding stop at least twenty feet from the wall or fence. Hesitate to demonstrate the completion of the pattern.

Finish, walk to judge for inspection and dismissal.

Rider may drop bridle to the designated judge.



REINING PATTERN NUMBER 2 (AQHA PATTERN NUMBER 11)

1. Start at the center marker make a large fast circle to right on the right lead.
2. Draw the circle down to a small circle until you reach the center marker; stop.
3. Do a double spin to the inside of the small circle at the center marker; at end of spins horse should be facing the left wall, slight hesitation.
4. Begin on left lead and make a large fast circle.
5. Then a small circle, again drawing it down to the center of the arena, stop, no hesitation on these stops.
6. Do a double spin to the inside of the circle, slight hesitation, horse to be facing left wall.
7. Take a right lead and make a fast figure eight over the large circles, close the eight, and change leads.
8. Begin a large fast circle to the right but do not close this circle. Run down the right side of the arena past the marker and do a left roll back at least 20 feet from the wall or fence - no hesitation.
9. Continue back around the previous circle but do not close this circle. Run down the left side of the arena past the center and do a right roll back at least 20 feet from the wall or fence - no hesitation.
10. Continue back around previous circle but do not close this circle. Run down the right side of the arena past the center marker and do a sliding stop at least 20 feet from the wall or fence. Back up at least 10 feet. Hesitate to show completion of pattern.

Finish, walk to judge for inspection and dismissal.

Rider may drop bridle to the designated judge.

WESTERN HORSEMANSHIP SCORING

Appointments: Riders should be neat, clean and well groomed. Riders must wear appropriate western attire including boots, long trousers, and a shirt with a collar. **All 4-Hers riding or driving horses/ponies at the District and State 4-H Horse Shows are required to wear an ASTM-SEI Equestrian Helmet at all times.** The use of spurs is optional. Fancy or expensive show outfits will not be considered over clean, neat attire. Horses/ponies should be clean, well groomed and properly clipped. Tack should be clean, well serviced and properly adjusted to fit the horse. Equipment will consist of a western saddle, bridle and blanket or pad. The bridle must have either split reins or a romel equipped with either a bosal, snaffle or curb bit. Curb chains or straps must be flat and at least ½ inch in width. Mechanical hackamores, tiedowns, drawreins and/or martingales are prohibited. Carrying a rope, hobbles, slicker or similar equipment is optional.

Basic Position: Riders should sit in a comfortable, balanced, relaxed and flexible manner in the middle of the saddle with their weight supported by the insides of the thighs and crotch. The rider's head should be up with shoulders even and square. The back should be straight with the upper arms parallel with the body. The reining hand should be carried just ahead and above the saddle horn with the reins gathered to permit light contact in the horse's mouth. The off hand may be carried either straight down to the side, across the belt buckle or on the thigh. One finger is permitted between split reins with the reins running down through the hand and falling on the same side as the reining hand. If a romel is used, no finger is permitted between the reins and the romel is held with the off hand with at least 16 inches of slack. The thigh, knee and upper calf should remain in contact with the horse with the knee slightly bent to allow a straight drop from the top of the calf to the heel. Heels should be carried down and toes forward with either the ball or arch of the foot resting in the stirrup.

Mounting and Dismounting: Riders may or may not be asked to dismount and mount. To dismount, riders should gather the reins in the left hand with the tail end of the reins on the left side. The left hand should be placed on the withers and the right hand on the saddle horn or pommel. In one, easy, effortless motion, the right foot should be disengaged from the stirrup and swung to the left side avoiding any contact with the horse or saddle and easily dropped to the ground. The left foot is then pulled straight out from the stirrup and both hands are used to gather the reins to permit the rider to stand on the left side. To mount, the curb strap and cinch should be checked before the entire process is reversed. The horse/pony should stand quietly during both the mount and dismount.

Class Routine: Riders may not switch hands on the reins and should maintain the basic horsemanship position at all times. Riders must sit the trot and maintain a tight seat at the lope. All cues and aids should be applied as inconspicuously as possible. Exhibitors will be asked to work individually, with the top riders returning for individual and/or rail work. Entries will be scored on the cleanliness and neatness of horse/pony, rider and equipment, the rider's basic position and the techniques used by the rider in executing maneuvers in order to obtain the desired performance. Overall, the horse and rider should work as a team in order to show the horse/pony to its best advantage.